

Nikon



Meet a Nikon SLR photographer.

F65



The F65 can do it all.

Great potential is wonderful. Great results are even better.

Are you ready to take the step from imagining more stunning photos to shooting them?

With a Nikon F65 in your hands, taking better pictures has never been easier.

Simply select a desired mode for the type of photo you want to shoot.

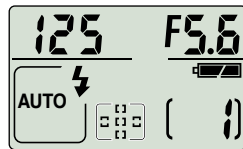
Trust Nikon's Dynamic AF system, 3D Matrix Metering, Matrix Balanced Fill-Flash, and other features of superior performance renowned among the world's finest professional photographers.

And capture more magic of unforgettable moments and everyday fun.

Every opportunity is yours for the taking when you've got the right camera to do it all.

Just apply your vision and start experiencing the joy of being a Nikon SLR photographer.

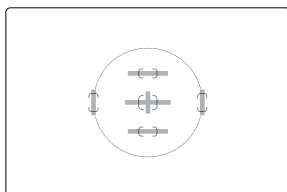
The big, high-visibility **LCD**
lets you check camera settings at a glance.



This Nikon SLR is so **compact** and
lightweight (395g),
anyone can handle it.

Wide-coverage **Five-Area** **Dynamic AF system**

keeps subjects in clear focus and eliminates
unintended blurring.



Crisp, precise film advance and shutter release make

2.5-frames-per-second
continuous shooting

supremely assured.









The **auto pop-up** Speedlight, featuring **Matrix Balanced Fill-Flash** throws just the right light on a scene to make the shot look beautiful and natural.



Mode Dial makes operation **simple** and **intuitive**, so great pictures are a snap in every shooting situation.



With **fully automatic**  **mode** and five **Vari-Program modes** (    ), you don't have to be a pro to take better pictures—just press the shutter button.



Actual size

3D Matrix Metering

can read atmosphere as well as brightness and contrast, for recording the scene in all its nuanced detail.





Other features include:

- AF-Assist Illuminator
- Multiple exposure
- Exposure compensation
- Auto Exposure Bracketing
- Versatile flash modes including Slow Sync, Rear-Curtain Sync and Red-Eye Reduction
- Durable metallic lens mount
- Self-timer and optional remote controller
- Dioptre adjustment
- Depth-of-field preview function
- F65D offers data imprinting

So can you.


Natural movement.



“As a parent, you keep your eye out for what makes a precious moment shine. It’s good to get to the essence of things at a moment’s notice without a fuss. Life’s pleasures should be as simple and satisfying as child’s play. Like a photo shot in **AUTO**  mode. The key is to take it easy and stay true to your vision.”

Won't let you miss a shot

The F65's **Dynamic AF** system with **Five Focus Areas** covers various “sweet spots” to keep the subject sharp, even when it's not in centre frame. It's all so automatic and easy, you hardly have to think about a thing. Just enjoy capturing the moment!




Dynamic AF keeps the F65 focused as intended, regardless of position of the subject (in red shirt, below) in the frame, using five AF sensors (centre, top, bottom, right, and left).



It takes a smart **AF-Assist Illuminator** to keep focus on a subject when light is low or you're shooting in total darkness. The F65 keeps your subject looking natural because it doesn't use a harsh pre-flash that can dazzle or distract your subject.

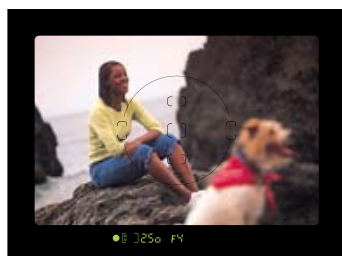
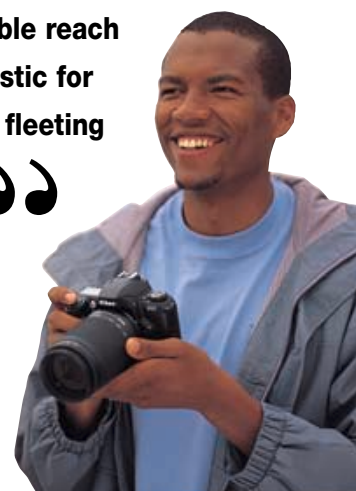
That's what the F65's AF system lets you capture.



“ **A**ction is spontaneous. No stopping, no posing, no holds barred. And to go with the flow, it helps to be totally free, far from the routine, and within comfortable reach of what catches your eye. Shooting in Sports Continuous  mode is fantastic for freezing sports and other movement on the fly, knowing that you can capture fleeting moments for posterity. ”

Stays focused at every crucial moment

The F65's **Focus Tracking** with **Lock-On™** feature keeps a moving subject—even as quick and unpredictable as an animal or a child—in clear focus, as long as the shutter release button is pressed. It's foolproof and automatic!




You can select one of **Five Focus Areas** to activate, according to how you intend to compose the shot. The focus area select button is easy to reach and intuitive to operate without taking your eye off of the viewfinder.



Lock-On™ AF keeps focus firmly on a main subject even if some other object momentarily blocks it in the viewfinder.

Intricacies of light.



“Being a stranger in a strange land is like a journey to enlightenment that changes your outlook forever. You start seeing the big picture from a fresher perspective. Like a shot taken with Landscape mode—living details, near or far, come alive in a new way. Then you realise that you’re in the middle of it all.”



Capturing the mood of the situation

3D Matrix Metering accounts for the entire image to analyse and preserve the special ambience of a scene. The F65 relies on over **30,000 pieces of data** in its built-in database referring to every type of shooting situation, in order to capture a particular moment with its mood intact.



3D Matrix Metering also reads camera-to-subject **Distance Information** from D-type and G-type Nikkor lenses. This enhances accuracy for every kind of exposure, from close-ups to distant landscapes.

The four exposure modes—**Auto-Multi Program (P)**, **Shutter-Priority Auto (S)**, **Aperture-Priority Auto (A)**, and **Manual (M)**—offer precise control of shutter speed and aperture setting combinations, for flexibility in getting exactly the results that you want.




Aperture-Priority Auto








Shutter-Priority Auto

That's what F65 metering lets you explore.



“The closer you look, the more art looks like life. Sometimes you want to take a clear look at every detail. At other times you want to make a single outstanding point. Whatever finer things in life you want to focus on, Close-Up  mode provides more choice in achieving the right perspective in appropriate depth.”

Exposure control at your command

Versatile **Vari-Program** modes give you all the automatic picture-taking latitude you need. Each of the five modes ( **Portrait**,  **Landscape**,  **Close-Up**,  **Sports Continuous** and  **Night Scene**) are specifically geared for optimal results in certain situations.



For shooting with complicated lighting or experimenting with various exposure levels, an **exposure compensation** button lets you compensate exposure within a range of ± 2 EV in 1/2 increments.



Metered value



-1 EV



+1 EV

Or you can apply exposure bracketing to three frames in steps ranging from 0.5 to 2.0 EV in **P**, **S**, **A** and **M** modes (**Auto Exposure Bracketing**).

”




An electronic **depth-of-field preview** button lets you confirm the zone of sharpest focus before shooting in any exposure mode.

A **multiple exposure** button lets you shoot more than once on a single frame.


Brilliance of colour.




“We’ve been together as long as she can remember. But it’s clearly her moment to shine, so we’re leaving everything in good hands and nothing to chance. The F65’s built-in Speedlight catches the sparkle in those eyes, and Portrait  mode makes her stand out as pretty as a picture right where she deserves to be—at the heart of the action.”

Enhancing quality of light in a flash

Flash isn’t just for nighttime shooting. It can enhance the look of daylight and twilight shots. The F65’s built-in Speedlight automatically controls flash in order to add just the right light to keep the scene looking natural and create catchlight in a subject’s eyes—not wash out the subject’s face. (Matrix Balanced Fill-Flash)




A built-in Speedlight **quietly pops up** and fires automatically when light is low or subject is backlit in AUTO and Vari-Program modes.



A **Red-Eye Reduction** lamp is precision-timed to contract the subject’s eye pupils right before shutter release, minimising “red eye” from the final picture.

That's what the F65's flash system lets you reveal.



“**N**ature gives you every opportunity to wonder how light can create such drama in its shifting moods. Night Scene  mode makes it especially rewarding to catch the sun's slow-burning beauty at the end of a long day—even as it illuminates the down-to-earth details that make the scene really worth remembering.”

Combining flash and ambient light enhances detail all around

Slow Sync is activated when flash is used in Night Scene mode, automatically slowing the shutter speed to provide enough exposure of background detail, while throwing natural-looking illumination on the foreground subject.



Rear-Curtain Sync fires the flash just before the second (or rear) curtain of the shutter starts to move. The photographic effect is an action-enhancing stream of light trailing the flash-illuminated subject.



Attach an optional Nikon Speedlight unit with TTL Remote Cord SC-17 to perform remote flash functions. Hold a **remote flash** off to the side to cast proper light on the subject without casting harsh background shadows.

Complete SLR control easily at hand




Nikon F65D
with data imprint
function

- 1 Aperture/Exposure compensation/Film rewind button
- 2 Camera strap eyelet
- 3 Shutter release button
- 4 Power switch
- 5 LCD panel
- 6 Self-timer/AF-Assist Illuminator/Red-Eye Reduction lamp
- 7 Accessory shoe
- 8 Auto Exposure Bracketing/Multiple exposure/Film rewind button
- 9 Exposure mode dial
- 10 Remote control sensor
- 11 Depth-of-field preview button
- 12 Focus mode selector
- 13 Self-timer/Remote control button
- 14 Camera strap eyelet
- 15 Flash lock-release/Flash sync mode button
- 16 Focus area/AF-Assist Illuminator cancel button
- 17 Lens release button
- 18 Film confirmation window



Top deck LCD panel
The easy-to-see LCD panel provides vital information at a glance.



Viewfinder LCD information
Most data on the upper LCD panel also appears in the viewfinder LCD, for setting adjustment without taking your eye from the viewfinder.



Focus area select button
Simply use your left thumb to select a desired focus area, even as you shoot. The button can be used to cancel AF-Assist Illuminator operation, too.



Command Dial
Designed for easy selection of exposure, focus area, and a range of other settings.



Aperture/Exposure compensation button
Press this button while rotating the Command Dial to select aperture in Manual exposure mode.



Exposure mode dial
For simple control of F65 exposure modes.



Dioptr Adjustment
Enables near- or far-sighted photographers to adjust the eyepiece dioptr to any setting from -1.5 to +0.8m⁻¹.



AF Micro-Nikkor
60mm f/2.8D



Auto Exposure Bracketing/Multiple exposure button
This button lets you activate Auto Exposure Bracketing or multiple exposure function.



Self-timer/Remote control button
Use the self-timer and it's easy to put yourself in the photo. The optional remote controller can be used for a similar purpose.



Optional remote controller

- 19 Camera back lock release lever
 - 20 Rubber eyecup
 - 21 Viewfinder eyepiece
 - 22 Dioptr adjustment lever
 - 23 Command Dial
 - 24 Tripod socket
 - 25 Battery chamber cover lock lever
- LCD Panel**
- 26 Shutter speed
 - 27 Remote control

- 28 Self-timer
- 29 Aperture
- 30 Flash sync mode
- 31 Exposure compensation
- 32 Focus area
- 33 Auto Exposure Bracketing
- 34 Frame counter/Exposure compensation value
- 35 Battery power
- 36 Multiple exposure

Nikkor lenses & accessories

AF Nikkor lenses

The extensive Nikkor range includes Zoom, Micro, Defocus Control, Perspective Control, Super Wide and Telephoto Nikkor lenses, AF-S Nikkors with SWMs (Silent Wave Motors) for ultra-quiet, highly precise operation, and a VR Nikkor lens with Vibration Reduction System to minimise image blur that results from camera shake. Every one of these lenses provides consistently sharp results in autofocus and manual shooting.

D-type and G-type AF Nikkor lenses

These lenses send subject-to-camera Distance Information to the F65 for enhanced exposure control.



AF-S Nikkor 300mm f/2.8 IF-ED II, equipped with an SWM, attached to the Nikon F65.



AF-S Nikkor 300mm f/2.8 IF-ED II

AF Nikkors

AF-S 17-35mm f/2.8D IF-ED
 AF 18-35mm f/3.5-4.5D IF-ED
 AF 24-50mm f/3.3-4.5D
 AF 24-85mm f/2.8-4D IF
 AF-S 24-85mm f/3.5-4.5G IF-ED
 AF 24-120mm f/3.5-5.6D IF
 AF-S 28-70mm f/2.8D IF-ED
 AF 28-80mm f/3.3-5.6G
 AF 28-100mm f/3.5-5.6G
 AF 28-105mm f/3.5-4.5D IF
 AF 28-200mm f/3.5-5.6D IF
 AF 35-70mm f/2.8D
 AF-S VR 70-200mm f/2.8G IF-ED
 AF 70-300mm f/4-5.6D ED
 AF 70-300mm f/4-5.6G

AF-S 80-200mm f/2.8D IF-ED
 AF 80-200mm f/2.8D ED
 AF VR 80-400mm f/4.5-5.6D ED
 AF 14mm f/2.8D ED
 AF Fisheye 16mm f/2.8D
 AF 18mm f/2.8D
 AF 20mm f/2.8D
 AF 24mm f/2.8D
 AF 28mm f/1.4D
 AF 28mm f/2.8D
 AF 35mm f/2D
 AF 50mm f/1.4D
 AF 50mm f/1.8D
 AF-S VR 70-200mm f/2.8G IF-ED
 AF 85mm f/1.4D IF
 AF 85mm f/1.8D
 AF DC 105mm f/2D

AF DC 135mm f/2D
 AF 180mm f/2.8D IF-ED
 AF 300mm f/2.8 IF-ED
 AF-S 300mm f/2.8D IF-ED II
 AF-S 300mm f/4D IF-ED
 AF-S 400mm f/2.8D IF-ED II
 AF-S 500mm f/4D IF-ED II
 AF-S 600mm f/4D IF-ED II
 AF-I Teleconverter TC-14E
 AF-S Teleconverter TC-14E II
 AF-I Teleconverter TC-20E
 AF-S Teleconverter TC-20E II
 AF Micro 60mm f/2.8D
 AF Micro 105mm f/2.8D
 AF Micro 200mm f/4D IF-ED
 AF Micro 70-180mm f/4.5-5.6D ED

Usable lenses with built-in Speedlight

- 28 to 200mm CPU lenses except AF-S 17-35mm f/2.8D IF-ED and AF 18-35mm f/3.5-4.5D IF-ED
- AF-S 300mm f/4D IF-ED
- Make sure to remove the lens hood.
- The built-in Speedlight cannot be used at shooting distance less than 0.6m.

Vignetting occurs at the edges of the frame resulting in underexposure with the following AF zoom lenses, which have limitations in usable focal length or shooting distance.

AF 24-50mm f/3.3-4.5D: 35mm or longer focal length; AF 24-85mm f/2.8-4D IF: 50mm or longer focal length — 50mm focal length at 1m or longer shooting distance, 70-85mm at 0.7m or longer; AF-S 24-85mm f/3.5-4.5G IF-ED: 28mm or longer focal length — 28mm focal length at 1m or longer shooting distance; AF 24-120mm f/3.5-5.6D IF: 35mm or longer focal length — 35mm focal length at 3m or longer shooting distance, 50mm at 1m or longer, 70mm at 0.7m or longer; AF-S 28-70mm f/2.8D IF-ED: 70mm focal length at 1.5m or longer shooting distance; AF 28-80mm f/3.3-5.6G: 28mm focal length at 1.8m or longer shooting distance; AF 28-100mm f/3.5-5.6G: 35mm or longer focal length — 35mm focal length at 1m or longer shooting distance; AF 28-200mm f/3.5-5.6D IF: 50mm or longer focal length; AF 35-70mm f/2.8D: 50mm or longer focal length; AF Micro 70-180mm f/4.5-5.6D ED: 70mm focal length at 1.7m or longer shooting distance or 85mm at 1.3m or longer, 105-135mm at 0.8m or longer; AF-S VR 70-200mm f/2.8G IF-ED: 135mm or longer focal length — 105mm focal length at 1.8m or longer shooting distance; AF 80-200mm f/2.8D IF-ED: 80mm focal length at 3m or longer shooting distance; AF-S 80-200mm f/2.8D IF-ED: 105mm or longer focal length.

Note: The data above relates to positive films. The amount of vignetting decreases when the images are viewed in regular colour prints, the edges of which are cropped during photo processing.

Dedicated Accessories

• Power Pack MB-17

Accepts four AA-type batteries.

• Camera case

The CF-61 houses the F65 plus AF 28-80mm f/3.3-5.6G, AF 28-105mm f/3.5-4.5D IF or any smaller lens.

Nikon Speedlights

For more flash power, add as an option a Nikon Speedlight like the SB-80DX or SB-50DX. These extend shooting range, and feature bounce flash, auto zoom and more. The SB-50DX even offers double-flash bounce operation and Wireless Slave Flash function. Only Nikon Speedlights can communicate with the F65 to transmit data like film speed, zoom, aperture, etc.

Wireless Slave Flash Controller SU-4

When connected to an accessory Nikon Speedlight, the SU-4 enables wireless TTL multiple flash control while using the F65's built-in Speedlight as a master unit. You can use several SU-4 Flash Controllers simultaneously, too.

TTL Remote Cord SC-17

Used with an accessory Nikon Speedlight, this offers easy off-camera TTL flash control capability.

Eyepiece Correction Lenses

Nine optional eyepiece correction lenses let you adjust the dioptre beyond its standard range of -1.5 to $+0.8\text{m}^{-1}$.

Close-Up Attachment Lenses

For a simple way to try your hand at close-up photography. Seven types available: 0, 1, 2, 3T, 4T, 5T, 6T.

Nikon Filters

Nikon offers a full line of filters, including Circular Polarising filters, Soft Focus filters, and Skylight filters, that can add a colourful, exciting dimension to your pictures. For consistently superior results, use only Nikon filters with Nikon lenses.



MB-17



CF-61




SB-50DX

SB-80DX



SU-4 attached to the SB-27



SC-17



Eyepiece Correction Lenses



Close-Up Attachment Lenses



Nikon Filters

Nikon Film Scanners

Nikon 35mm/IX240 film scanners SUPER COOLSCAN 4000 ED and COOLSCAN IV ED offer superior-resolution scanning to deliver exceptionally sharp digital images. A new optical system that features the SCANNER NIKKOR ED lens and image correction functions enables easy access to the exciting world of digital images.



SUPER COOLSCAN 4000 ED



COOLSCAN IV ED

F65 Specifications

Type of camera: Integral-motor autofocus 35mm single-lens reflex with electronically controlled focal-plane shutter and built-in Speedlight

Exposure modes: : AUTO mode; Vari-Program modes (: Portrait, : Landscape, : Close-Up, : Sports Continuous, : Night Scene)
P: Auto-Multi Program (Flexible Program possible);
S: Shutter-Priority Auto **A:** Aperture-Priority Auto; **M:** Manual

Picture format: 24 x 36mm (standard 35mm film format)

Lens mount: Nikon F mount (with AF coupling, AF contacts)

Lens: AF Nikkor and AI-P Nikkor lenses (except AF Nikkor for F3AF and IX-Nikkor)

Viewfinder: Fixed eye-level penta-Dach-mirror type, built-in diopter adjustment (-1.5 to +0.8m⁻¹)

Eyepoint: 17mm (at -1.0m⁻¹)

Focusing screen: B-type Clear Matte Screen V with focus brackets

Viewfinder frame coverage: Approx. 89%

Finder magnification: Approx. 0.68-0.60x with 50mm lens set to infinity (at -1.5 to +0.8m⁻¹)

Viewfinder information: Focus indications, focus area, shutter speed, aperture, electronic analogue exposure display/exposure compensation value display, exposure compensation, ready-light/flash recommended/full flash output; Five sets of focus brackets (area)/ø12mm reference circle for Centre-Weighted metering

Reflex mirror: Automatic, instant-return type

Lens aperture: Instant-return type, with depth-of-field preview button

Autofocus: TTL phase detection, Nikon Multi-CAM900 autofocus module with AF-Assist Illuminator (approx. 0.5-3m); Detection range: EV -1 to EV 19 (ISO 100, at normal temperature)

Lens servo: **AF:** Auto-Servo AF: camera automatically chooses Single Servo AF or Continuous Servo AF operation according to the subject status, i.e. stationary or moving (including directional information); Single Servo AF (focus is locked when the subject is in-focus); Continuous Servo AF (camera continues to focus on a moving subject), Focus Tracking with Lock-On™ automatically activated by subject's status
M: Manual focus

Focus area: One of five focus areas can be selected

Focus Area mode: Dynamic AF Mode with Closest-Subject Priority; Dynamic AF Mode; Single Area Mode with **M** (manual focus)

Metering system: TTL full-aperture exposure metering system; Three metering systems selectable (limitations with lens used) — 3D six-segment Matrix Metering: with D-/G-type AF Nikkor; Six-segment Matrix Metering: with AF Nikkor other than D-/G-type (except AF Nikkor for F3AF and IX-Nikkor), AI-P Nikkor; Centre-Weighted Metering: automatically selected with Manual exposure mode

Metering range: 3D Matrix Metering: EV 1-20; Centre-Weighted Metering: EV 1-20 (at normal temperature, ISO 100, f/1.4 lens)

Exposure meter coupling: CPU

Exposure compensation: Exposure compensated in ±2 EV range, in 1/2 steps (except in **M** or)

Auto Exposure Bracketing: Bracketing range: ±2 EV; number of shots: three; bracketing steps: 0.5, 1, 1.5 or 2 EV (except in or Vari-Program mode)

Film speed setting: Automatically set to ISO film speed of DX-coded film in use (manual not selectable); Film speed range: DX: ISO 25-5000, automatically set to ISO 100 with non-DX-coded film

Shutter: Electronically controlled vertical-travel focal-plane shutter

Shutter speeds: In , , , , , , **P, A, M:** Automatically set between 30 to 1/2000 sec.; In **S:** 30 to 1/2000 sec. (in 1/2 steps); In **M:** 30 to 1/2000 sec. (in 1/2 steps), Time

Sync contact: X-contact only; flash synchronisation up to 1/90 sec.

Built-in Speedlight: In , , , , , , **P, S, A, M:** Automatically activated; In **P, S, A, M:** Activated by pressing flash lock-release button; Guide number: 12 (at ISO 100, m); flash coverage: 28mm or longer lens; film speed range: ISO 25 to ISO 800

Flash control: Controlled by TTL Sensor; Matrix Balanced Fill-Flash: Built-in Speedlight or optional Speedlight and CPU Nikkor lens (except in Manual exposure mode); Standard TTL: In Manual exposure mode

Flash sync mode: Front-Curtain Sync (normal sync), Slow Sync, Rear-Curtain Sync, Red-Eye Reduction, Red-Eye Reduction with Slow Sync, Flash Cancel

Ready-light: Flash fully charged: light in green; Full output warning: blinks in green

Flash recommended indication: Blinks when the subject is dark or backlit and Speedlight is recommended in **P, S, A and M**

Accessory shoe: Standard ISO-type hot-shoe contact (sync contact, ready-light contact, TTL auto flash contact, monitor contact, GND), safety lock provided

Self-timer: Electronically controlled; timer duration: 10 sec.

Remote control (optional): Infrared, activated by pressing the shutter release button; Immediate release mode and 2 sec. delay mode; Operating distance: approx. 5m directly in front of the camera; Battery: One 3V CR2025 lithium battery; Battery life: Approx. 5 years (may differ with usage amount or other operating conditions); Dimensions: Approx. 60 x 28 x 7mm (W x H x D); Weight: Approx. 10g including battery

Depth-of-field preview button: Stop-down lens aperture by pressing depth-of-field preview button; electronically controlled

Film loading: Film automatically advances to first frame when camera back is closed (shutter and reflection mirror not activated)

Film advance: Automatic advance with built-in motor; Continuous shooting possible in Sports Continuous mode (built-in Speedlight cannot be used); Film advance speed: Approx. 2.5 fps (fresh batteries)

Film rewind: Automatic rewind with built-in motor; Rewind speed with fresh batteries: Approx. 16 sec. with 36-exposure film, Approx. 13 sec. with 24-exposure film

Multiple exposure: Selectable in **P, S, A, M**

LCD panel information: Shutter speed, aperture, exposure compensation, exposure compensation value, Auto Exposure Bracketing, Multiple exposure, flash sync mode, focus area, battery power, frame counter, self-timer, remote control

Date/time imprint function (F65D only): Built-in clock: 24-hour type with timing accuracy within ±90 seconds a month; leap year adjustment until December 31, 2049; Usable film: ISO 32 to 3200 DX-coded film; Display mode: Year/Month/Day, Day/Hour/Minute, No Imprint, Month/Day/Year and Day/Month/Year; Power source: One 3V CR2025 lithium battery, battery life: approx. three years (depending upon use of data imprint function and other operating conditions)

Camera back: Hinged back with film confirmation window; F65D: Data imprint LCD panel/buttons

Power source: Two 3V CR2 lithium batteries; optional Battery Pack MB-17 is also available (for four LR6/AA-size alkaline, lithium, NiCd or Ni-MH batteries)

Power switch: Power ON and OFF position

Exposure meter: Auto meter shut-off 5 sec. after power turned on if no operations are performed; activated by lightly pressing shutter release button after power is turned on

Battery power confirmation: In LCD panel, with exposure meter on; for sufficient power; indicates batteries are nearing exhaustion; Blinking indicates batteries are just about exhausted

Usable number of 36-exposure (24-exposure) film rolls per set of two fresh 3V lithium batteries:	At 20°C	At -10°C
	Without flash	Approx. 50 (75)
With flash and AF-Assist Illuminator for half of all exposures	Approx. 10 (15)	Approx. 7 (10)

Autofocus operation using an AF Zoom-Nikkor 28-80mm f/3.5-5.6D lens, covering the full range from infinity (∞) to the closest distance and back to infinity (∞) before each shot, with a shutter speed of 1/90 sec. or faster.

Tripod socket: 1/4 (ISO 1222)

Dimensions (W x H x D): F65: Approx. 139.5 x 92.5 x 65.5mm; F65D: Approx. 139.5 x 92.5 x 68mm

Weight: F65: 395g; F65D: 400g

All specifications apply when fresh CR2-type batteries are used at normal temperature (20°C). Specifications and designs are subject to change without any notice or obligation on the part of the manufacturer.

© 2000-2002 Nikon Corporation

Since 1969

NPCI 2002-2003

YAHOO! JAPAN

Application period:
 Print/Slide Division: **May 1, 2002 - Oct. 31, 2002**
 Web Entry Division: **July 1, 2002 - Oct. 31, 2002**

<http://www.nikon-image.com/eng/npci>

WARNING TO ENSURE CORRECT USAGE, READ MANUALS CAREFULLY BEFORE USING YOUR EQUIPMENT.

NIKON CORPORATION

FUJI BLDG., 2-3, MARUNOUCHI 3-CHOME, CHIYODA-KU, TOKYO 100-8331, JAPAN

www.nikon-image.com/eng/



British Open Official Camera

